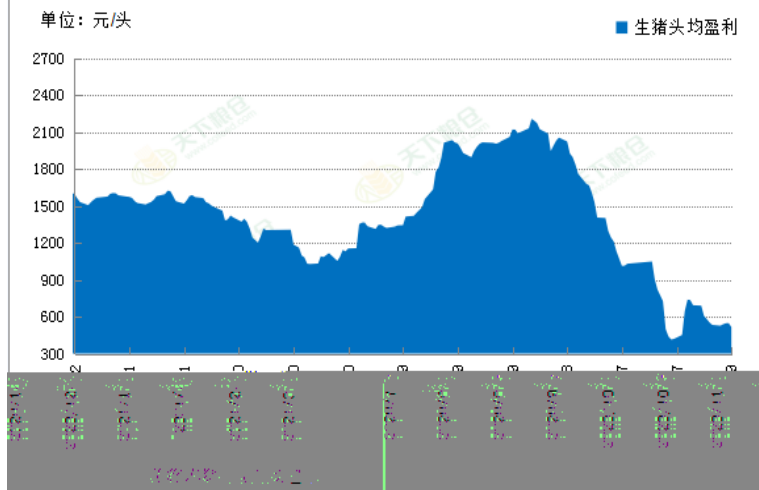
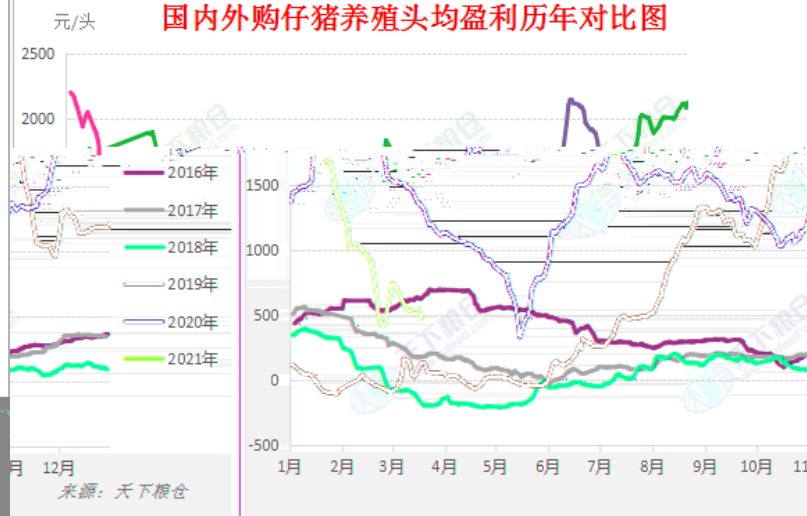


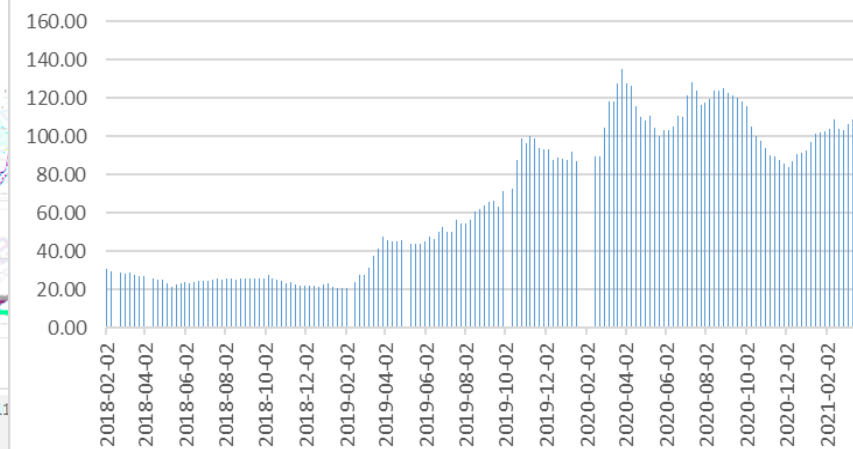
2020-2021年外购仔猪养殖头均盈利图



国内外购仔猪养殖头均盈利历年对比图



22个省市:平均价:仔猪 周





长安期货

CHANG'AN FUTURES

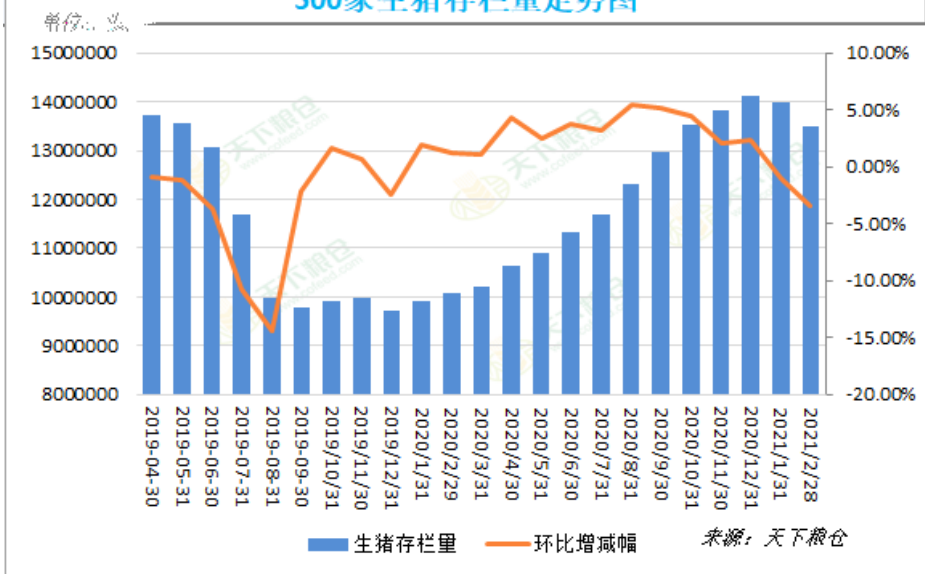


期货行情 期货品种 期货资讯

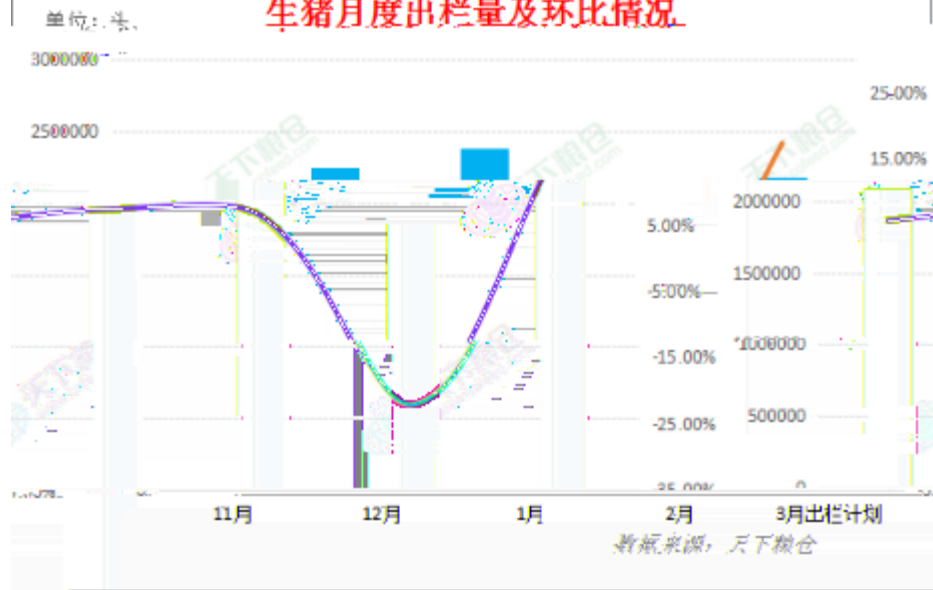




500家生猪存栏量走势图

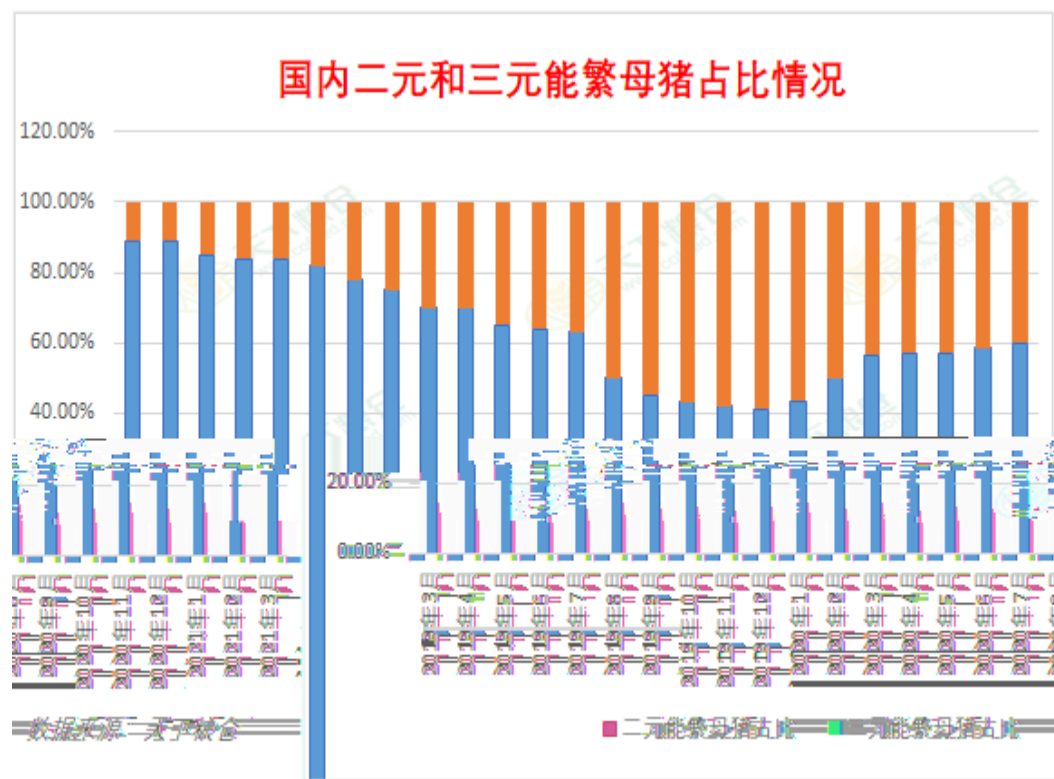


生猪月度出栏量及环比情况





国内二元和三元能繁母猪占比情况




大区	规模场养殖量占比	散户养殖量占比	规模场		散户		合计三元占比
			三元占比	二元占比	三元占比	二元占比	
东北	30.00%	70.00%	35.00%	65.00%	38.00%	62.00%	37.10%
华北	45.00%	55.00%	55.00%	45.00%	40.00%	60.00%	46.75%
华东	65.00%	35.00%	43.00%	57.00%	76.00%	24.00%	54.55%
华中	68.00%	22.00%	35.00%	65.00%	58.00%	42.00%	36.56%
华南	85.00%	15.00%	25.00%	75.00%	50.00%	50.00%	28.75%
西南	60.00%	40.00%	31.00%	69.00%	36.00%	64.00%	33.00%
西北	40.00%	60.00%	15.00%	85.00%	35.00%	65.00%	27.00%
全国平均	56.14%	43.86%	34.14%	65.86%	47.57%	52.43%	40.03%



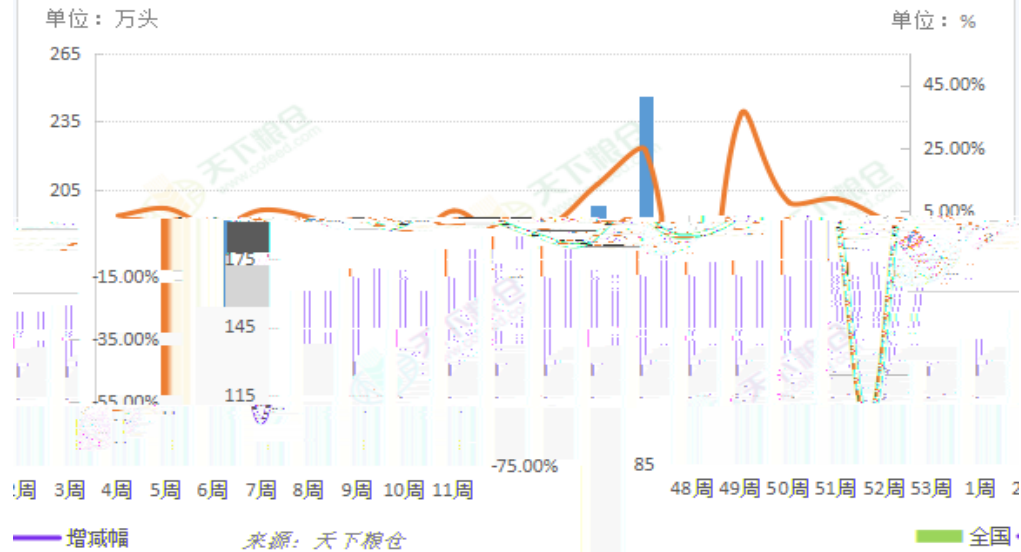
长安期货

CHANG AN FUTURES

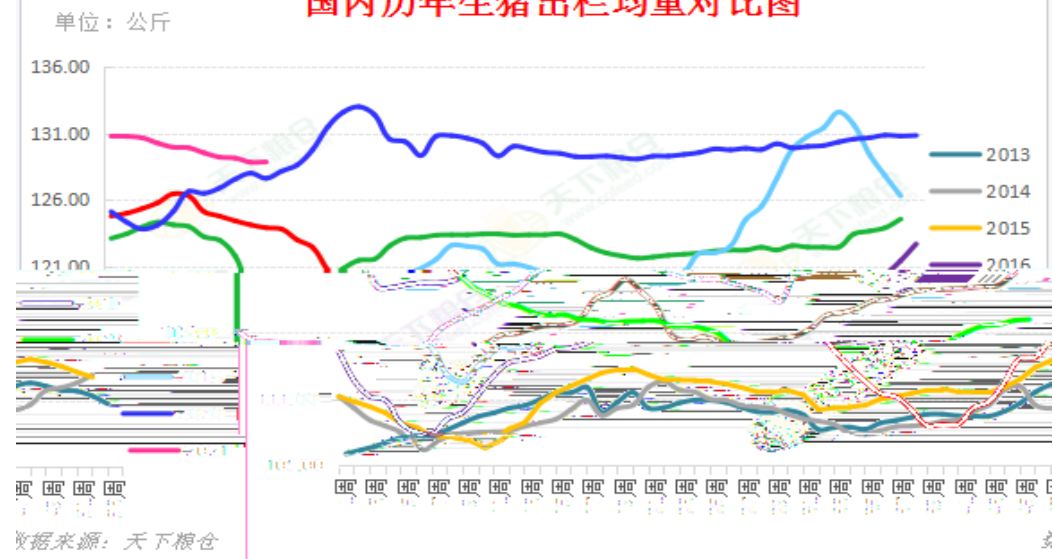





全国主要监测屠宰企业屠宰量及增减幅



国内历年生猪出栏均重对比图







长安期货
CHANG-AN FUTURES



敬畏



卓越

忠诚



创新

