



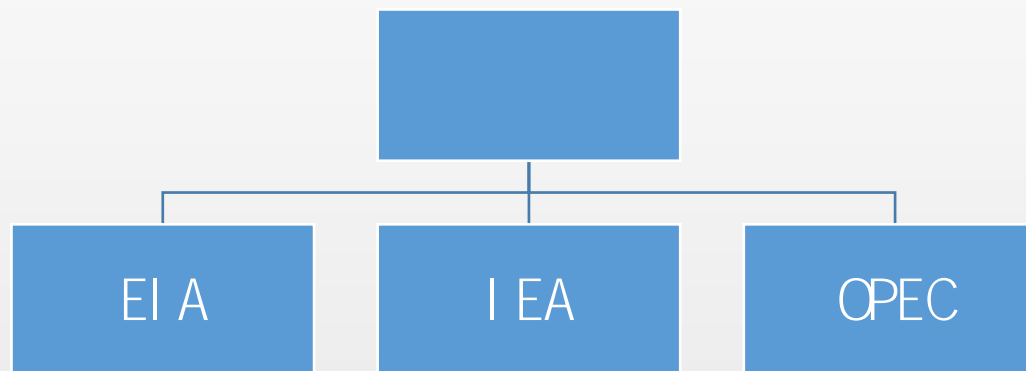
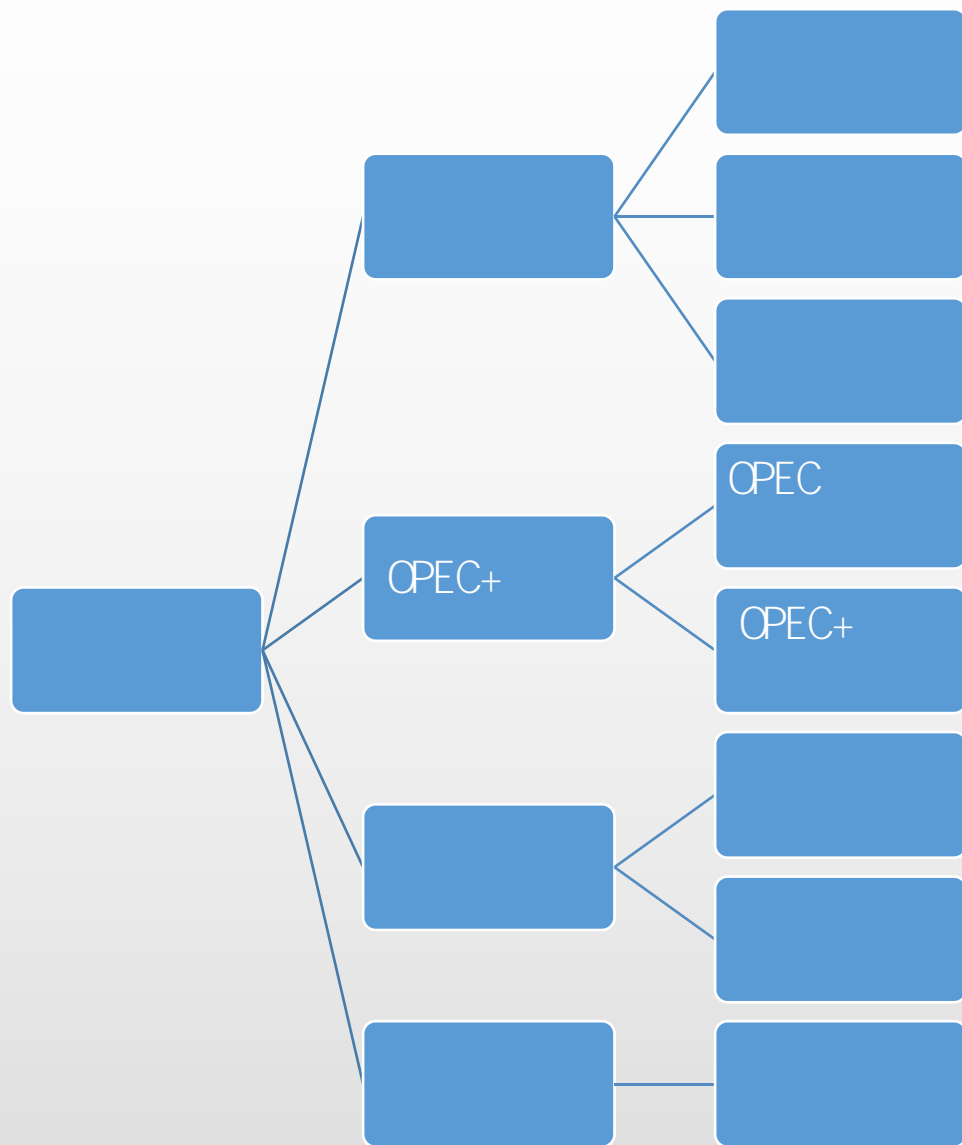
近期原油行情研讨

长安期货 投资咨询部

宋宇杰

2021年3月4日








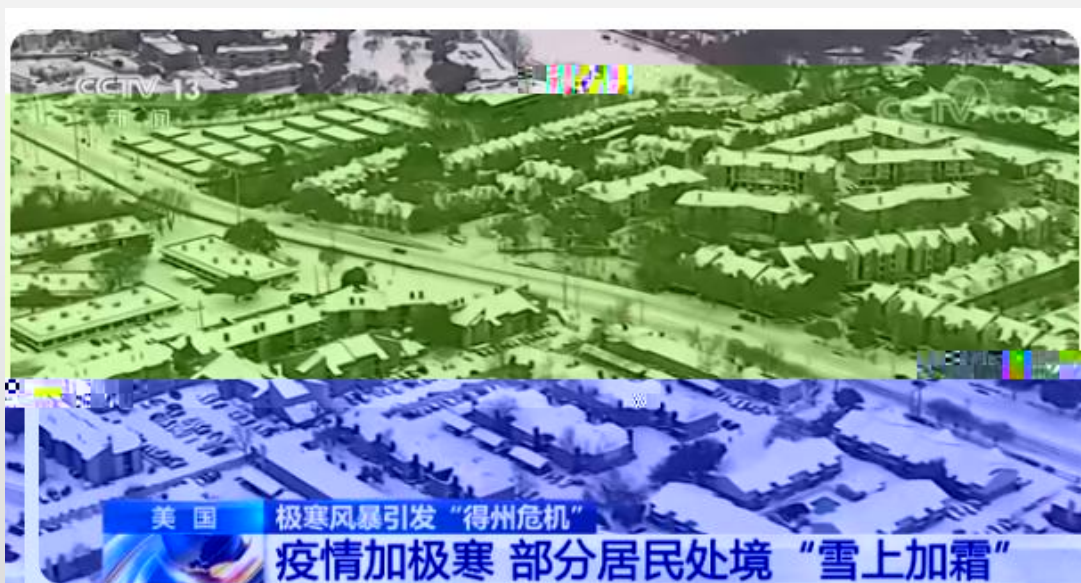
SC

K




长安期货
CHANG-AN FUTURES





- 2 1
- 15
- 300
- 2 18 62 65 /
- 1
- 440
- 40%
- ---
- 2 24 150
- 290
- 2



NEWS

POLICE PLAY YOUR VACCINE COVID-19 US NEWS SPINER BUSINESS WORLD TECH

ALWAYS IN TEXAS

As Texas deep freeze subsides, some households now face electricity bills as high as \$10,000

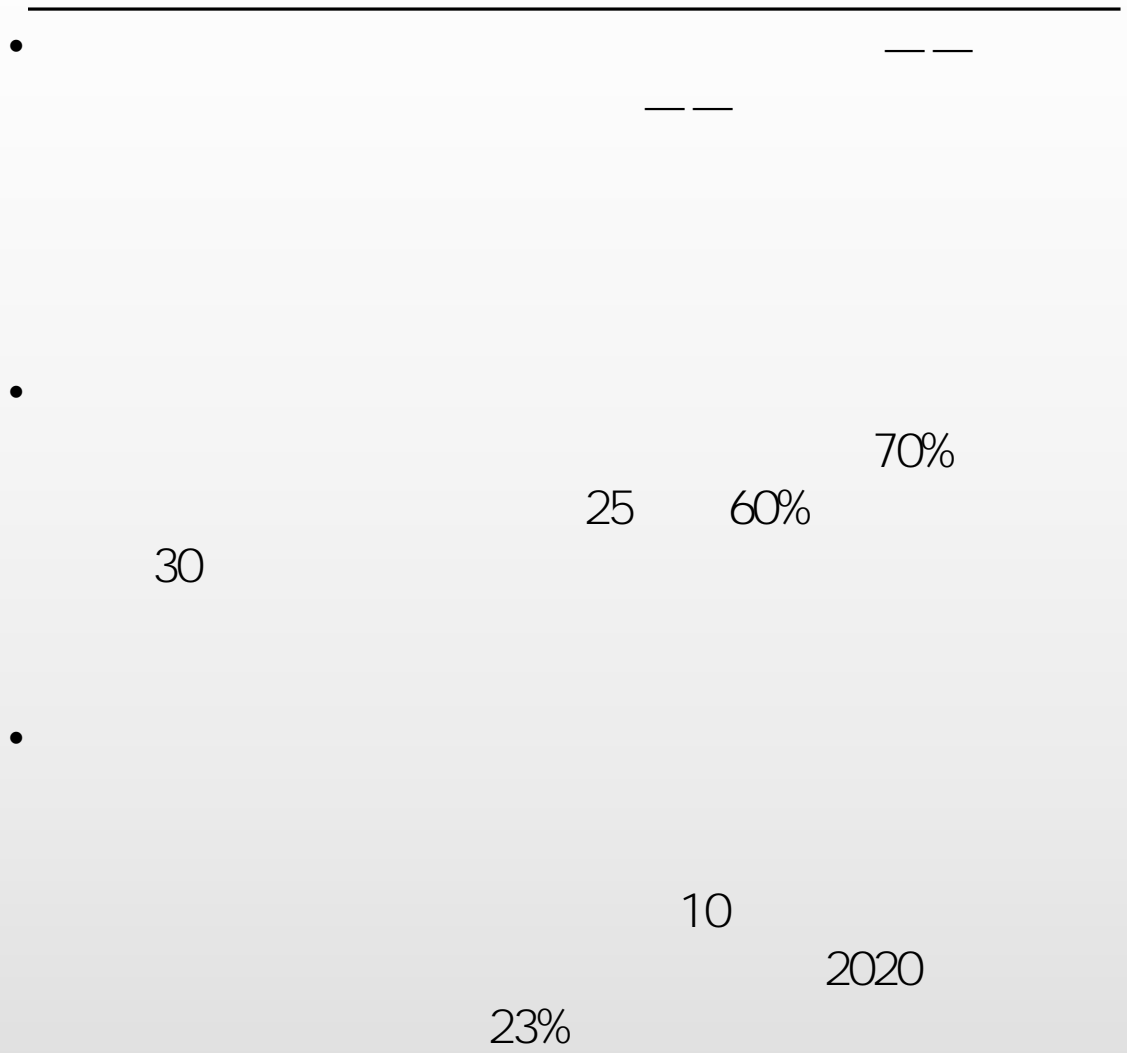
"The last thing an awful lot of people need right now is a higher electric bill - and that's unfortunately something a lot of people will get stuck with."



NBC 2 20

9000 / 180

1



EIA

1 EIA _____

2 _____

EIA

3 _____

22:30

23:30

4 _____

5 _____

6 _____

EIA

API

1 API _____

2 _____

American Petroleum Institute

API

3 _____

04:30

05:30



4 _____

5 _____


6 _____

API

EIA




2 26



2021年2月寒潮过后德克萨斯州炼油厂装置重启情况

炼厂	位置	状态	产能 (桶/天)
Motiva	亚瑟港	重启	603,000
Valero	科珀斯·克里斯蒂	重启	293,000
FHR	科珀斯·克里斯蒂	重启	296,000
Citgo	科珀斯·克里斯蒂	重启	157,500
ExxonMobil	博蒙特	重启	362,000
ExxonMobil	Baytown	重启	560,500
Total	亚瑟港	乙烯装置	240,000
Valero	亚瑟港	初始化装置	335,000
Delek	Big Spring	预计3月上线	73,000
Delek	Tyler	预计4月上线	73,000
Marathon Petroleum	加尔维斯顿湾	恢复FCC和烷基化装置	585,000

- 590 / 2 18 440 /
- 2 25 360 / 50 /
- 2 3









表1 2021年OPEC+减产幅度一览表

单位：万桶/日

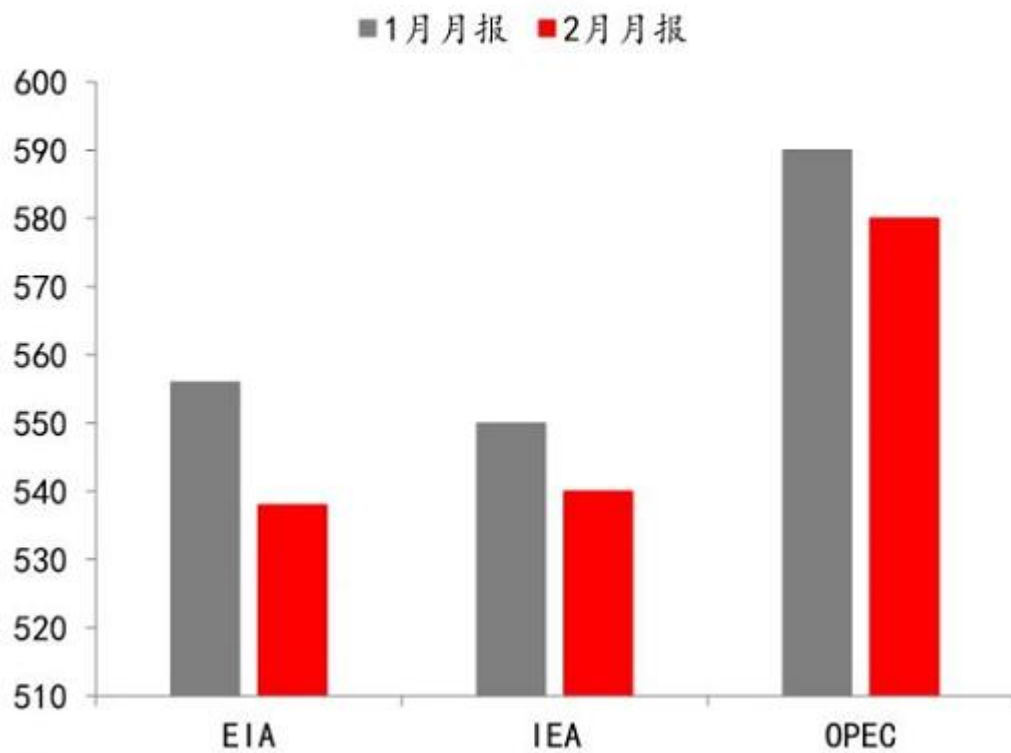
国家	产量	1月减产 额度	1月减产 目标	2月减产 额度	2月减产 目标	3月减产 额度	3月减产 目标
阿尔及利亚	105.7	-18.1	87.6	-18.1	87.6	-18.1	87.6
安哥拉	152.8	-26.1	126.7	-26.1	126.7	-26.1	126.7
刚果 (布)	32.5	-5.6	26.9	-5.6	26.9	-5.6	26.9
赤道几内亚	12.7	-2.2	10.5	-2.2	10.5	-2.2	10.5
加蓬	18.7	-3.2	15.5	-3.2	15.5	-3.2	15.5
伊拉克	465.3	-79.6	385.7	-79.6	385.7	-79.6	385.7
科威特	280.9	-48	232.9	-48	232.9	-48	232.9
尼日利亚	182.9	-31.3	151.6	-31.3	151.6	-31.3	151.6
沙特	1100	-188.1	911.9	-188.1	911.9	-188.1	911.9
阿联酋	316.8	-54.2	262.6	-54.2	262.6	-54.2	262.6
OPEC	2668.3	-456.4	2211.9	-456.4	2211.9	-456.4	2211.9
阿塞拜疆	71.8	-12.3	59.5	-12.3	59.5	-12.3	59.5
巴林	20.5	-3.5	17	-3.5	17	-3.5	17
文莱	10.2	-1.7	8.5	-1.7	8.5	-1.7	8.5
哈萨克斯坦	170.9	-29.2	141.7	-28.2	142.7	-27.2	143.7
马来西亚	59.5	-10.2	49.3	-10.2	49.3	-10.2	49.3
墨西哥	175.3	0	175.3	0	175.3	0	175.3
阿曼	88.3	-15.1	73.2	-15.1	73.2	-15.1	73.2
俄罗斯	1100	-188.1	911.9	-181.6	918.4	-175.1	924.9
苏丹	7.5	-1.3	6.2	-1.3	6.2	-1.3	6.2
南苏丹	13	-2.2	10.8	-2.2	10.8	-2.2	10.8
非OPEC	1717	-263.6	1453.4	-256.1	1460.9	-248.6	1468.4
OPEC+	4385.3	-720	3665.3	-712.5	3672.8	-705	3680.3



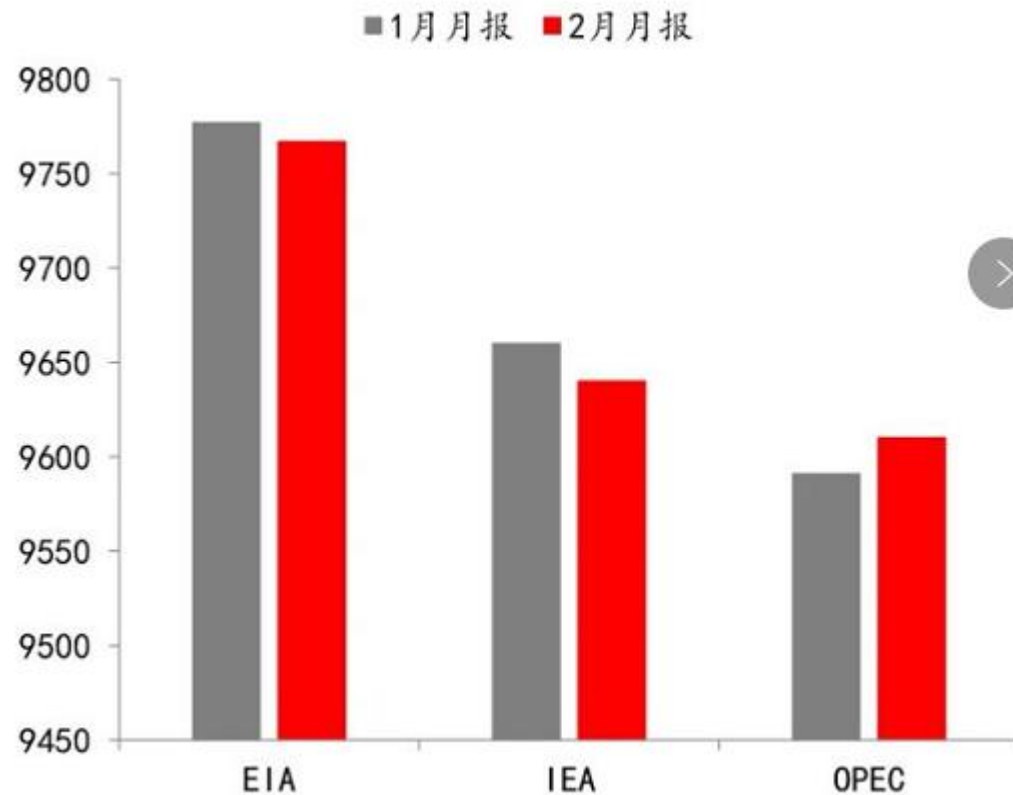





2021年2月三大机构全球原油需求增速预测 (万桶/天)



2021年2月三大机构全球原油需求预测 (万桶/天)





• 3 7

• 8

14

• — —

•

•





1.9



- (3 6) (party-line
vote) 1.9

30


- 4000
1400 7.5

- 950

300

-





2

3



长安期货
CHANG-AN FUTURES

- 3
3

2

2

-

-

OPEC+

-

Brent

62- 68 /

WTI

58- 65 /



长安期货
CHANG-AN FUTURES

