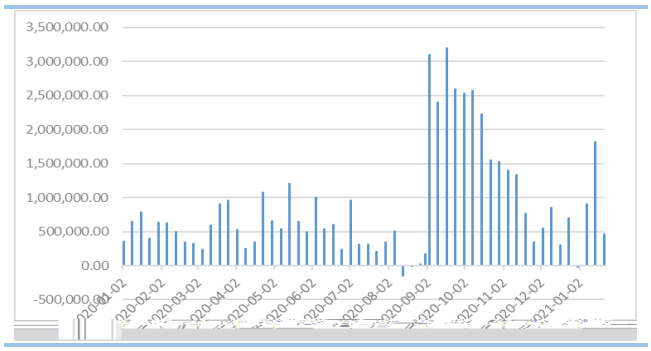
3,500,000.00
3,000,000.00
2,500,000.00
2,000,000.00
1,500,000.00
1,000,000.00
500,000.00
0.00
-500,000.00

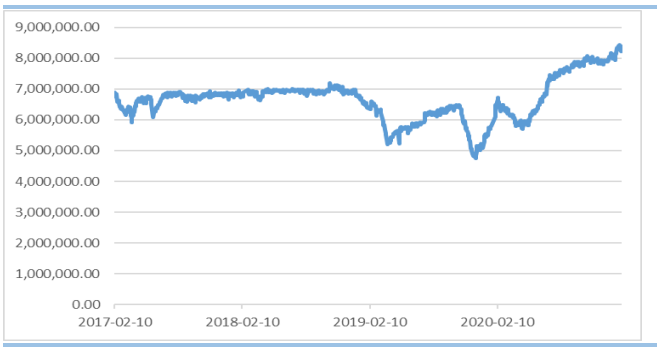
9,000,000.00
8,000,000.00
7,000,000.00
6,000,000.00
5,000,000.00
4,000,000.00
3,000,000.00
2,000,000.00
1,000,000.00
0.00
2017-02-10
2018-02-10
2019-02-10
2020-02-10

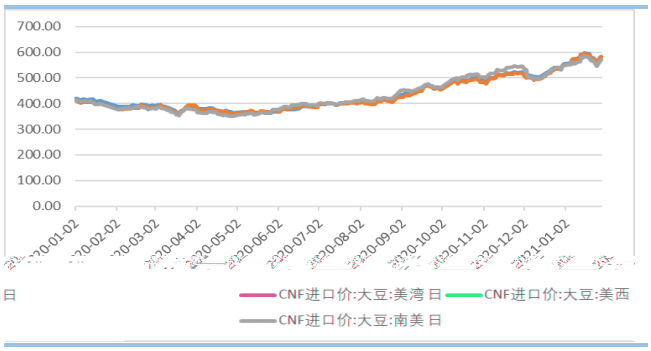
700.00
600.00
500.00
400.00
300.00
200.00
100.00
0.00
CNF进口价:大豆:美湾 日
CNF进口价:大豆:美西
CNF进口价:大豆:南美 日

1,400.00
1,200.00
1,000.00
800.00
600.00
400.00
200.00
0.00
-200.00

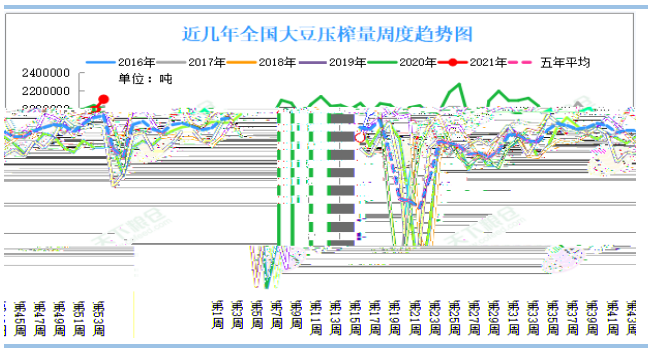
近几年全国大豆压榨量周度趋势图
2016年
2017年
2018年
2019年
2020年
2021年
五年平均
单位：吨
2400000
2200000

4,500.00
4,000.00
3,500.00
3,000.00
2,500.00
2,000.00
1,500.00
600.00
500.00
-100.00
-200.00
-300.00
1,000.00
500.00
0.00
豆粕期货结算价（活跃合约）
现货价：豆粕（进口豆）：天津
基差

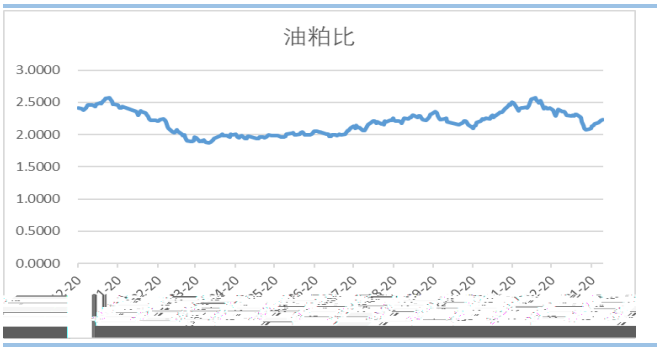
油粕比
3.0000
2.5000
2.0000
1.5000
1.0000
0.5000
0.0000

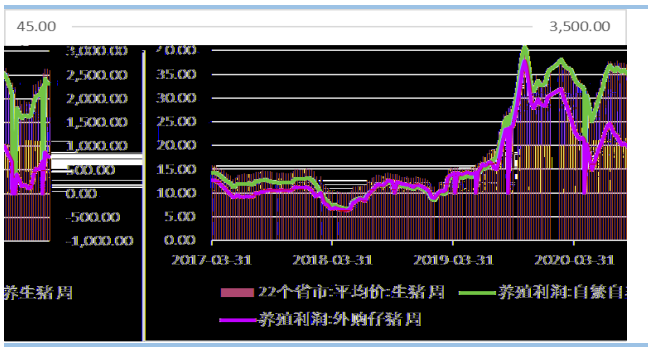
45.00
3,500.00
3,000.00
2,500.00
2,000.00
1,500.00
1,000.00
500.00
0.00
-500.00
-1,000.00
70.00
35.00
30.00
25.00
20.00
15.00
10.00
5.00
0.00
2017-03-31
2018-03-31
2019-03-31
2020-03-31
养生猪周
22个省市:平均价:生猪周
养殖利润:自繁自
养殖利润:外购仔猪周