



魏佩

 : 18792409717

 weipei@cafut.cn

LH2109 24725 /

12.60% 24460 / 26720 /

1 17

36 / 35 / 1 / 2.85%



80%

12

12

1135

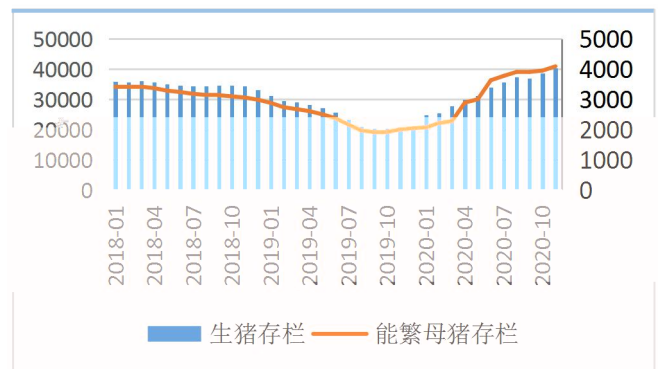
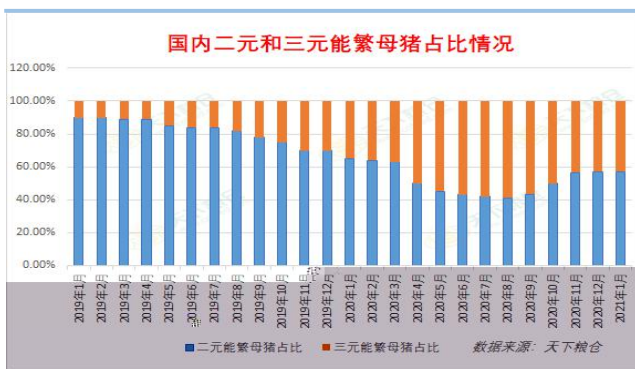
12

5852933

11

6.52%

55.71%



2019 1 2020 8

59%

2021 1

42.85%

36.57%

50.57%

大区	规模场养殖里占比	散户养殖里占比	规模场能繁母猪		散户能繁母猪		合计三元占比
			三元占比	二元占比	三元占比	二元占比	
东北	35.00%	65.00%	38.00%	62.00%	43.00%	57.00%	41.25%
华北	45.00%	55.00%	65.00%	35.00%	55.00%	45.00%	59.50%
华东	60.00%	40.00%	42.00%	58.00%	75.00%	25.00%	55.20%
华中	30.00%	28.00%	35.00%	65.00%	58.00%	42.00%	41.44%
华南	78.00%	22.00%	50.00%	50.00%	50.00%	50.00%	36.00%
西南	56.00%	44.00%	31.00%	69.00%	36.00%	64.00%	36.00%
西北	40.00%	60.00%	20.00%	80.00%	37.00%	63.00%	37.00%
全国平均	55.14%	44.86%	36.57%	63.43%	50.57%	49.43%	49.43%

4

2020 12

475

12

2425338

11

2090680

334658

16.01%

2021 1

1

1.26%

大区	调查企业样本数	12月生猪出栏量	11月生猪出栏量	增减量	增减幅
东北	154	171867	119108	52759	44.30%
华北	73	254040	242437	11603	4.79%
西北	42	90311	96805	-6494	-6.71%
华东	40	582250	394640	187610	47.54%
华中	99	226020	214680	11340	5.28%
华南	23	64600	641100	4900	0.76%
西南	44	454850	381910	72940	19.10%
全国	475	2425338	2090680	334658	16.01%

wind

1 15

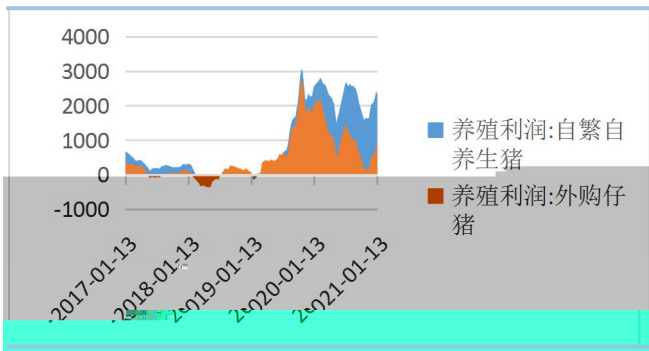
2321 /

99.47 /

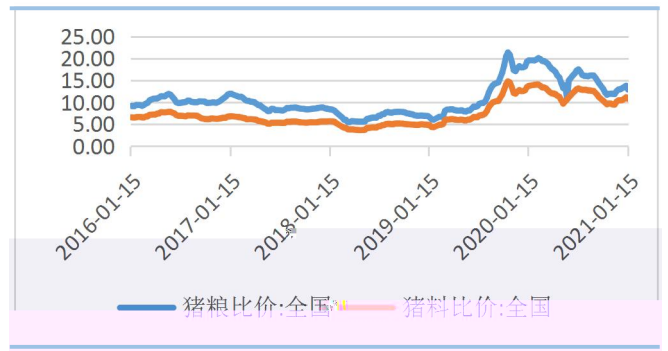
772 /

91.54 /

12.9 10.8



WIND



WIND

2021 2 1 7 -1 13

1789384

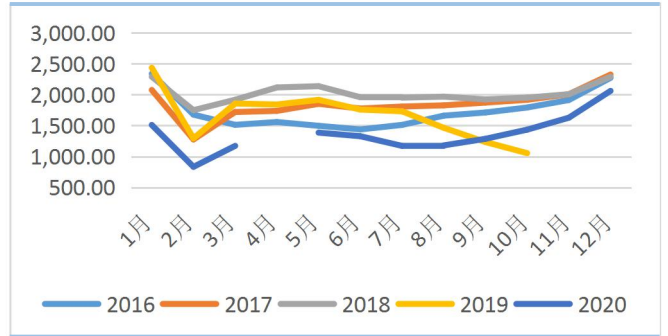

1702622

5.10%

21.4%

20.37%

1.03



WIND

2020

" "



0519-85185598	3	B	307			10
0519-85185598				0535-6957657		
				0535-6957657		
B 1007-1008	23			1103	188	F
0592-2231963				0551-62623638		
0592-2231963						
021-60146928		A	1605	B 501		267
021-60146926				0533-6217987	0533-6270009	
1302	30			E 1501		180
0371-86676963				029-87323533	029-87323539	
0371-86676962				029-87323539		
029-87206088	99			21	155	
029-87206165			029-87206178	0917-3536626		
				0917-3535371		
029-87206171	99				99	
029-87206163				029-87206172		
				029-87206165		
029-87206176	99				99	
029-87206176				029-87380130		
				029-87206165		