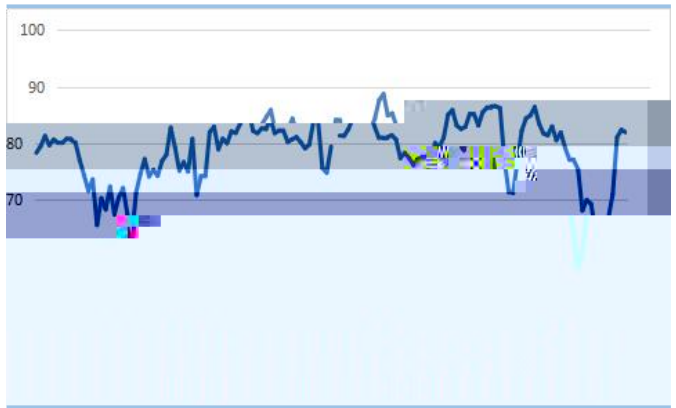
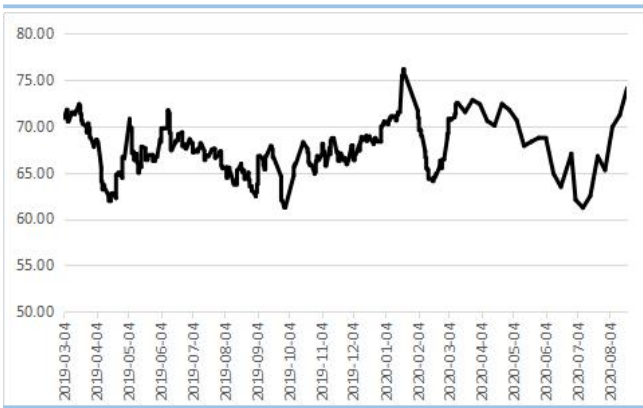




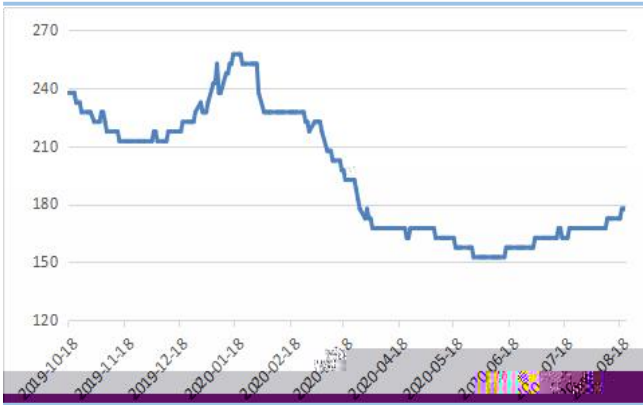
10 / 1440 / 30 / 1310 /  
 1710 / 15 / 1707 / 2101  
 18 / 1928 /



8 20  
 81.94% 0.42

74.1% 2.91

100 7-8 165  
 84  
 330



8 21 CFR

5 / 177.5 /

1575 /

135 / CFR

5 / 227.5 /

50 /

8 21 9 5

70

40

9

21

8 20

124.5

4.1

77.8

1

27.1

0.3

14.1

2.6

5.5

0.8

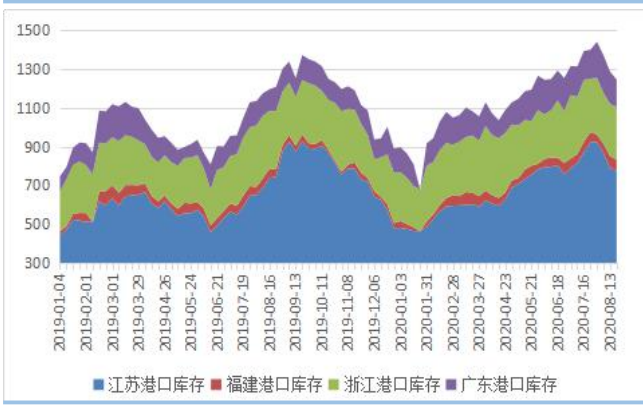
1386 2200

20.6

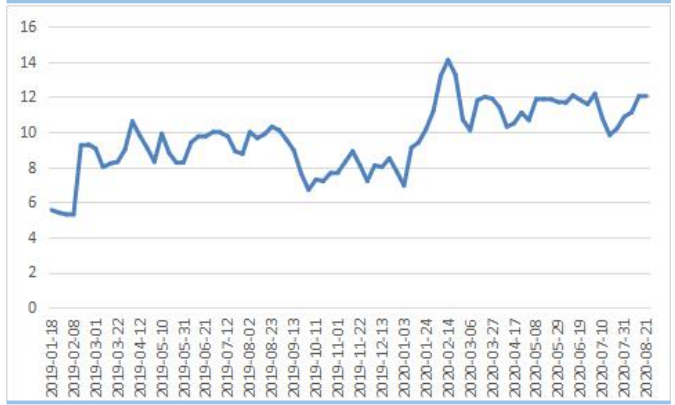
1.5

34.1

1.7

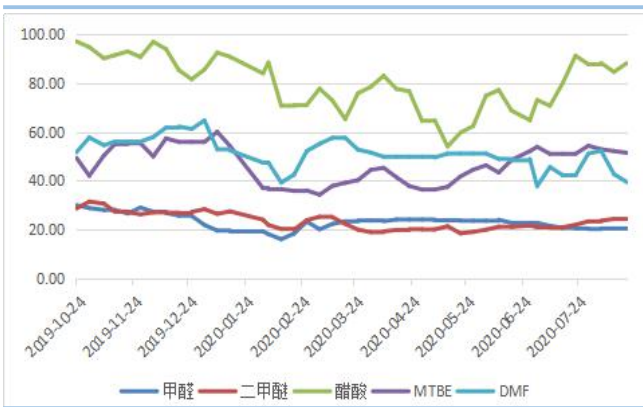


8 21



12

0.04



8 20

24.3% DMF 39.44%

0.5 MTBE 51.42%

8 20

85.74%



88.15%

3.57

3.23

19.9%

0.72

80%

MTO

97.51%

2101

1900 2000

“

”

