



&

1575 /

09

F3070799



16.9%

1

09

09

09

01

1 FG2009 -



6

09

7

1745

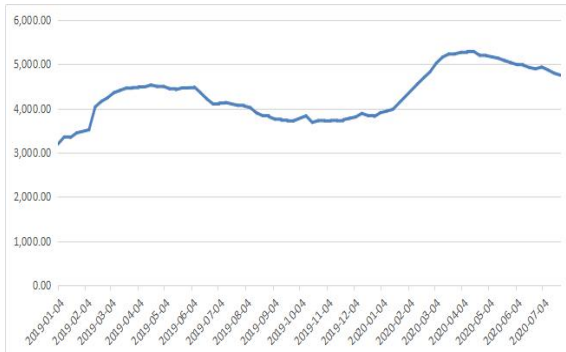
2



6

7

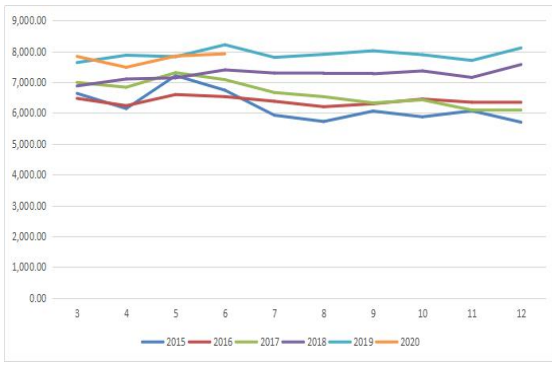
3



7



4



5



6 7915.6

1% 3.6%

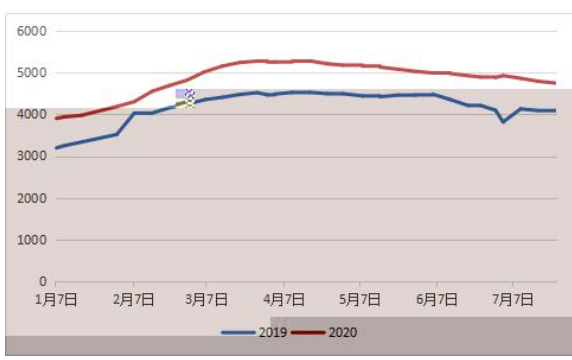
2019 2018 6 7%

46184

6 2020



7



2

4

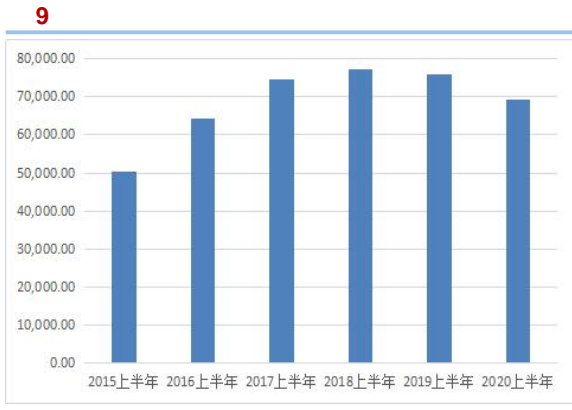
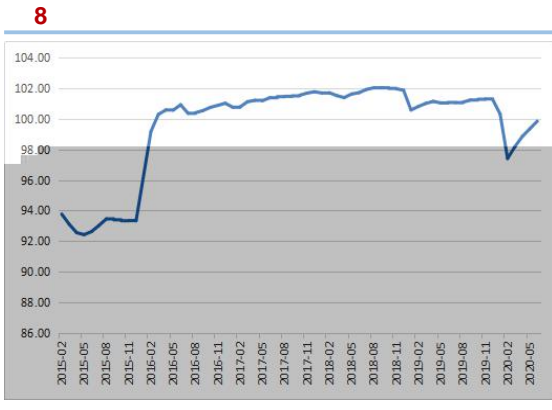
7 24 4750

43 685

2 4

463 8.88%

685



3

6

99.85

69403

8.4%

2

39.9%

26.3%

4

19.28%

5

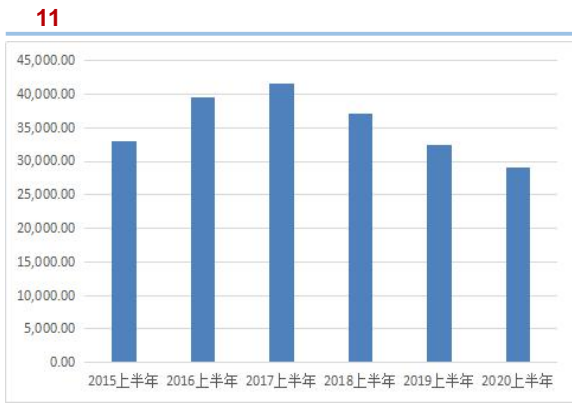
12.27%

2017

2019

2015

2016



97536

7.6%

27.18%, 4

18.41%

12.85%

2018

2.6%

29029

10.5% 4

14.52% 5

11.3%

7 30

10%

5

6

12 3 4 5 6

国家	3月汽车销量同比 增长率(%)	4月汽车销量同比 增长率(%)	5月汽车销量同比 增长率(%)	6月汽车销量同比 增长率(%)
法国	-72.00	-88.80	-50.00	1.2
意大利	-85.00	-87.60	-50.00	-32.00
西班牙	-69.00	-96.50		-37
德国	-38.00	-61.00	-49.50	-40
印度	-51.30	-99.00	-84.50	
英国	-44.00	-97.30	-89.00	-35
美国	-27.00	-52.50		
中国	-43.30	4.40	14.50	11.6
日本	-9.30	-28.60	-44.90	
韩国	-15.00		9.30	
巴西		-99.00	-77.80	
俄罗斯	23.00	-72.40	-52.00	

2

6

11.6%

1011.2

1025.7

16.8%

16.9%

5

6

6

5

6

3

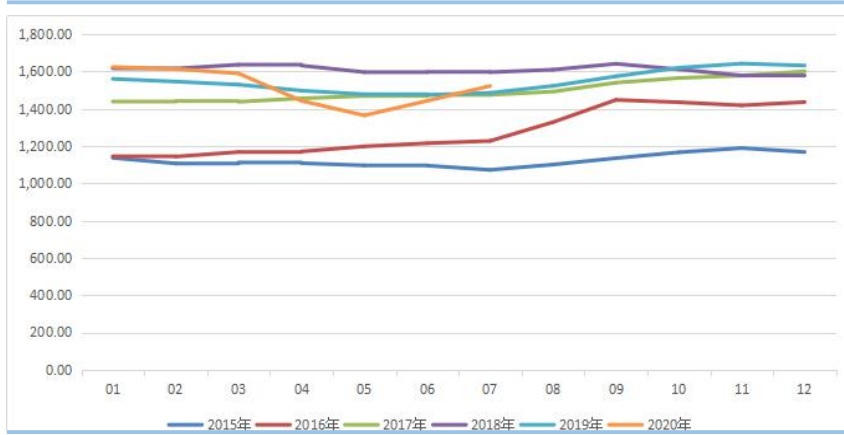
1341 /

1575 /

09

13

/



1575 /

09

16.9%

09

09

09

01

“ ”

