



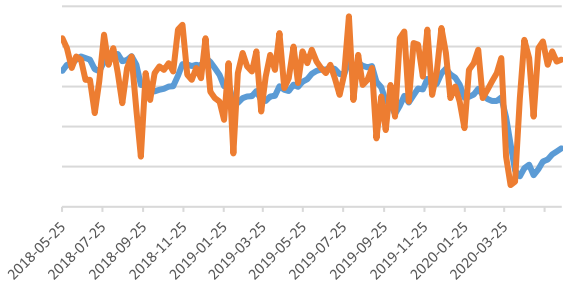






	2019	1Q20	2Q20	3Q20	4Q20	2020	Change 2020/19	
							Growth	%
<b>World oil demand</b>	25.62	24.47	18.95	24.48	25.16	23.28	-2.34	-9.13
<b>Americas</b>	10.86	10.86	10.86	10.86	10.86	10.86	0.00	0.00
of which US	7.28	7.28	7.28	7.28	7.28	7.28	0.00	0.00
Europe	11.51	7.96	7.80	6.25	6.64	7.40	7.04	-0.92
Asia Pacific	18.95	57.91	26.80	34.97	55.87	58.28	42.11	22.22
Total OECD	17.28	10.86	10.86	12.20	12.10	10.86	-1.20	-6.95
China	8.35	0.79	0.79	0.79	0.79	0.79	0.00	0.00
India	6.16	0.40	0.54	0.54	0.25	0.24	0.24	-3.90
Middle East	7.59	-0.60	-7.36	8.20	7.81	7.01	7.93	7.62
Africa	4.22	0.21	4.67	4.42	4.41	4.25	4.05	4.20
Total OCECs	30.03	-2.25	-6.01	33.08	31.92	29.65	30.62	31.60
Latin America	4.22	0.48	0.97	0.97	0.97	0.97	0.00	0.00
Other Europe	0.53	0.19	0.27	0.27	0.27	0.27	0.00	0.00
China	12.12	0.85	0.78	0.78	0.78	0.78	0.00	0.00
Total "Other regions"	17.05	-1.63	-8.72	18.68	15.47	16.97	17.29	18.45
Global total	80.59	0.07	0.10	0.10	0.10	0.10	0.00	0.00
Previous estimate	96.30	90.59	-9.07	-9.10		99.67	92.40	01.30
Revision	0.00	0.00	0.00	0.00		0.00	0.00	0.00

E



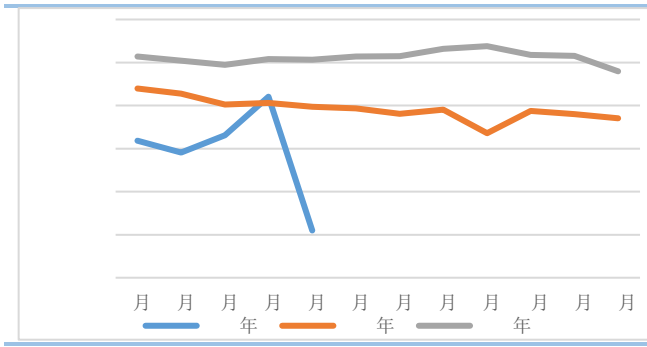
PF

PF

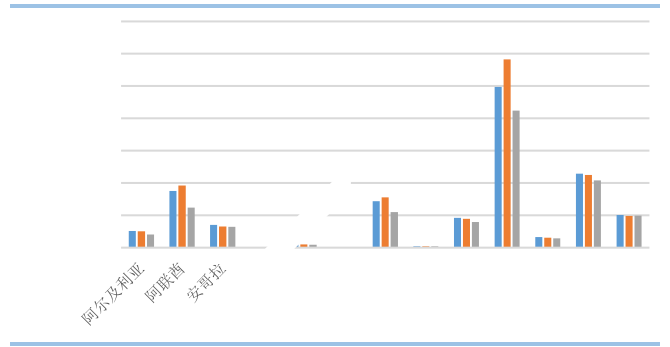
PF

PF





PF



PF

PF

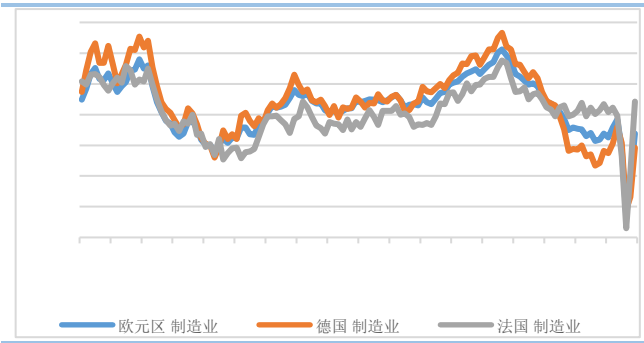
PF

PF

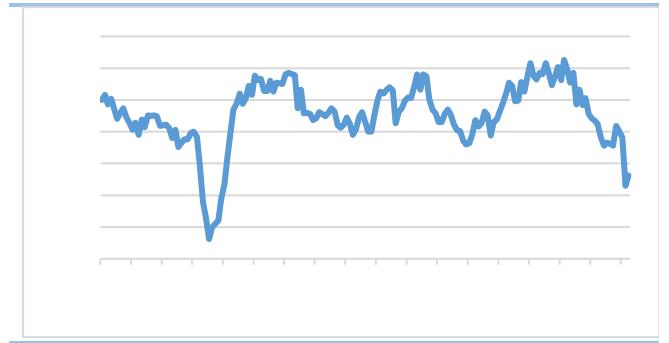
PF

请务必阅读正文后的免责声明部分！

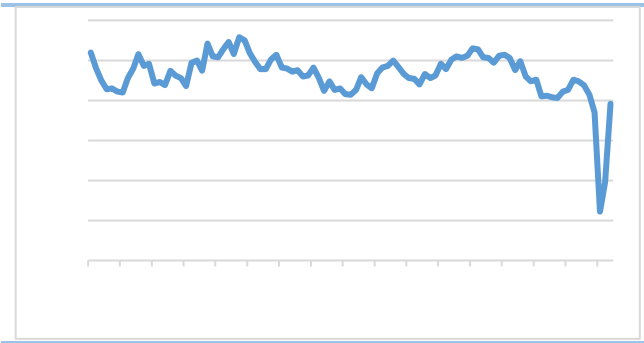
# PMI6



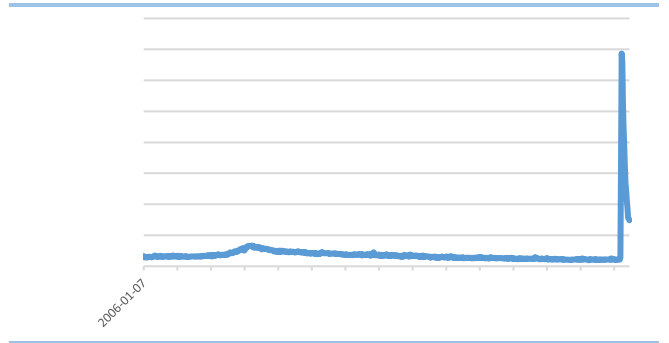
PF



PF



PF



PF

请务必阅读正文后的免责声明部分！



\*\*\*\*\*



