刘琳

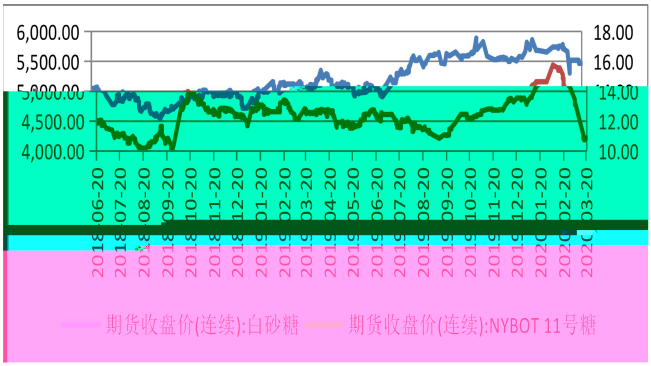
6,000.00
5,500.00
5,000.00
4,500.00
4,000.00
18.00
16.00
14.00
12.00
10.00
2018-06-20
2018-07-20
2018-08-20
2018-09-20
2018-10-20
2018-11-20
2018-12-20
2019-01-20
2019-02-20
2019-03-20
2019-04-20
2019-05-20
2019-06-20
2019-07-20
2019-08-20
2019-09-20
2019-10-20
2019-11-20
2019-12-20
2020-01-20
2020-02-20
2020-03-20
期货收盘价(连续):白砂糖
期货收盘价(连续):NYBOT 11号糖

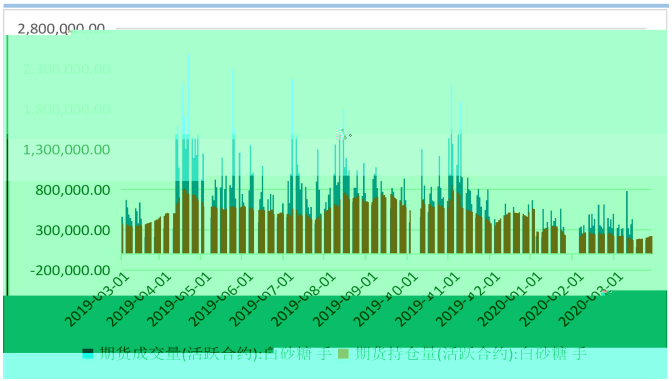
2,800,000.00
2,300,000.00
1,800,000.00
1,300,000.00
800,000.00
300,000.00
-200,000.00
2019-03-01
2019-04-01
2019-05-01
2019-06-01
2019-07-01
2019-08-01
2019-09-01
2019-10-01
2019-11-01
2019-12-01
2020-01-01
2020-02-01
2020-03-01
期货成交量(活跃合约):白砂糖 手
期货持仓量(活跃合约):白砂糖 手

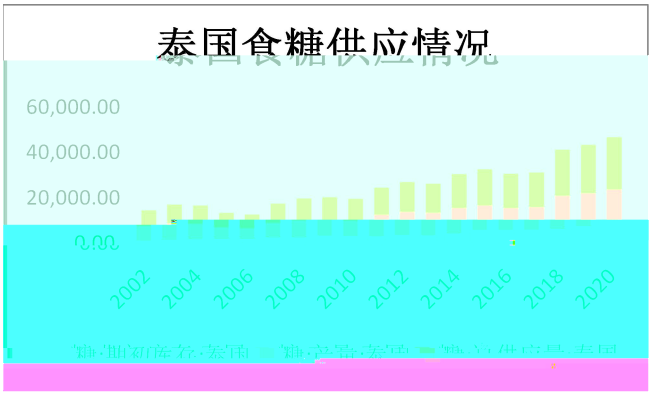
泰国食糖供应情况
60,000.00
40,000.00
20,000.00
2002
2004
2006
2008
2010
2012
2014
2016
2018
2020

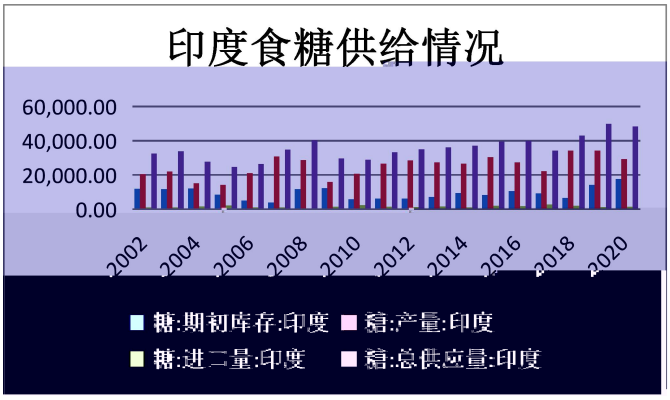
印度食糖供给情况
60,000.00
40,000.00
20,000.00
0.00
2002
2004
2006
2008
2010
2012
2014
2016
2018
2020
糖:期初库存:印度
糖:产量:印度
糖:进口量:印度
糖:总供应量:印度

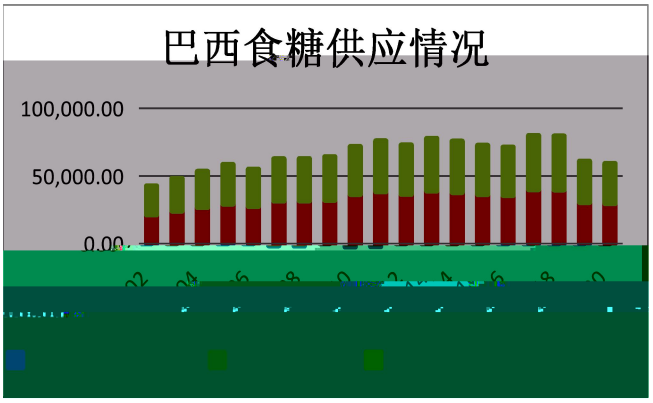
巴西食糖供应情况
100,000.00
50,000.00
0.00

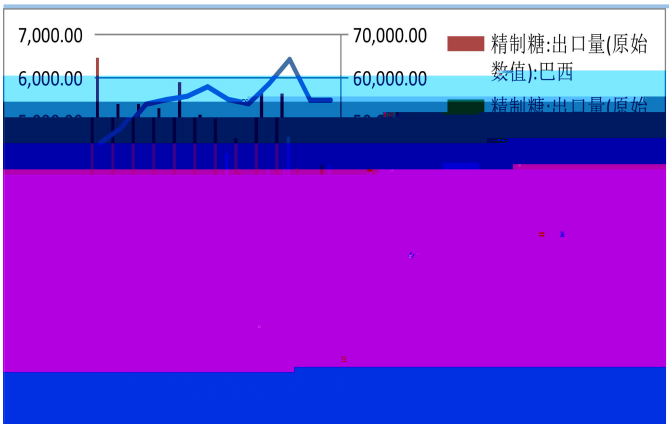
7,000.00
6,000.00
70,000.00
60,000.00
精制糖:出口量(原始数值):巴西

糖11号主 (ICE_US 3791) 日线
MA组合(5,10,20,40,60,0) MA5 11.26 MA10 11.06 MA20 11.96 MA40 13.39 MA60 13.64
15.90
14.00
12.93
12.00
12.05
10.68
141天
10.44
DUALVOL(10) 做空 1757.00
MACD(12,26,9) DIFF -0.77 DEA -0.81 0.07
0.00
-0.50
2019/10/01
2019/11/01
2019/12/02
2020/01/02
2020/02/03

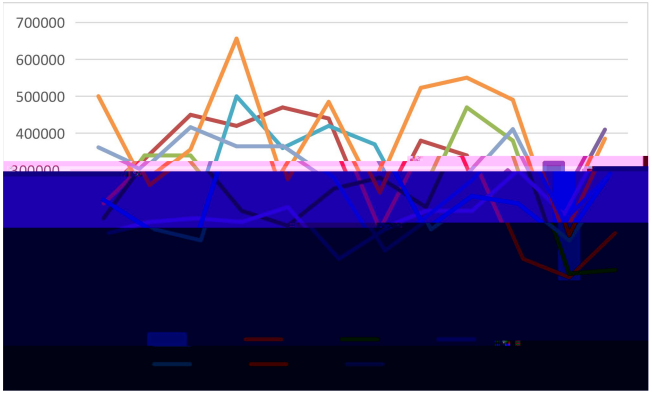
700000
600000
500000
400000

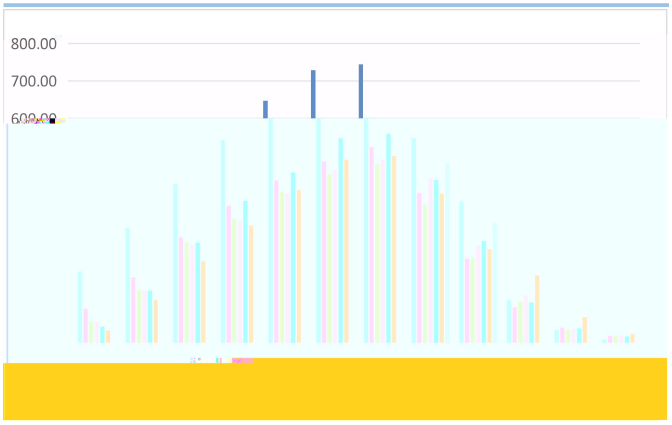
800.00
700.00

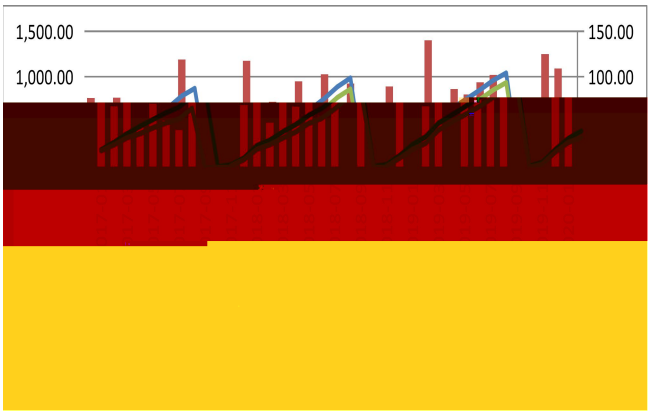
1,500.00
1,000.00
150.00
100.00

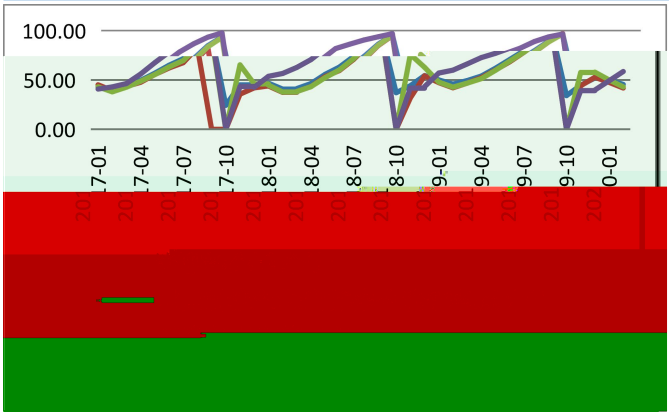
100.00
50.00
0.00
7-01
7-04
7-07
7-10
8-01
8-04
8-07
8-10
9-01
9-04
9-07
9-10
0-01

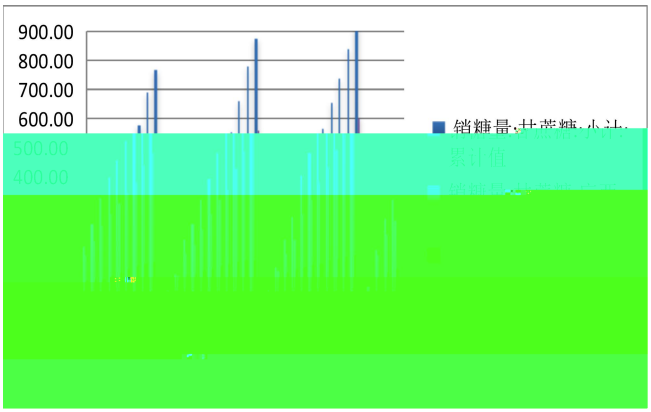
900.00
800.00
700.00
600.00
500.00
400.00
销糖量:甘蔗糖:小计:累计值

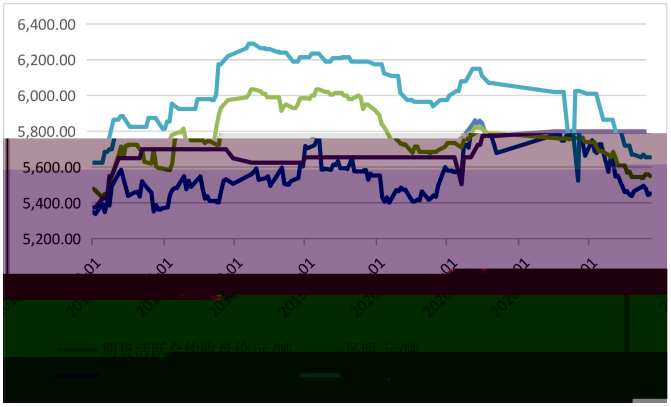
6,400.00
6,200.00
6,000.00
5,800.00
5,600.00
5,400.00
5,200.00