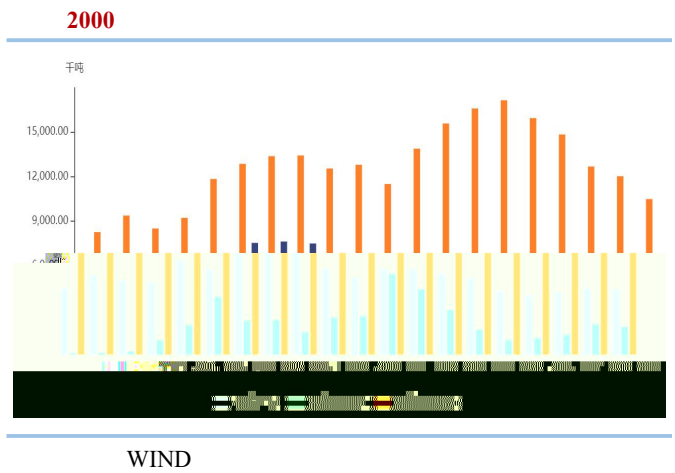
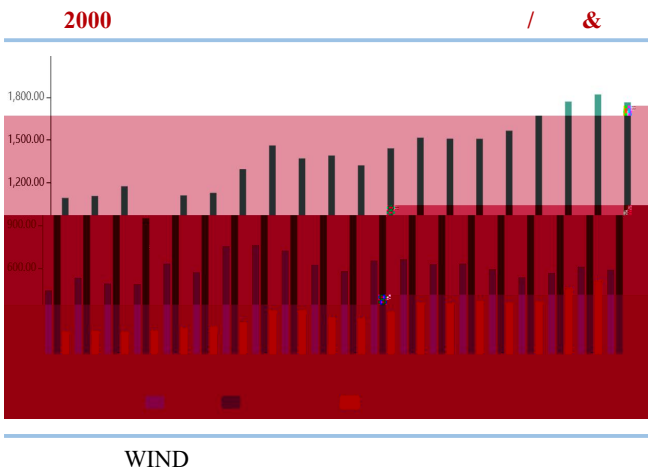






12840 / 2019 8
 14450 / 12.5%
 2016 5
 12130 / 16.1% 12105 /

—2019 2020



2000

WIND

2000 1093 /

2018 1819 / 2019

1763 /

56 / 3.07%

2012 10 660

2019 588

22

3.6%

500.2

84.9%

2019

2020

4587

206

4.3%

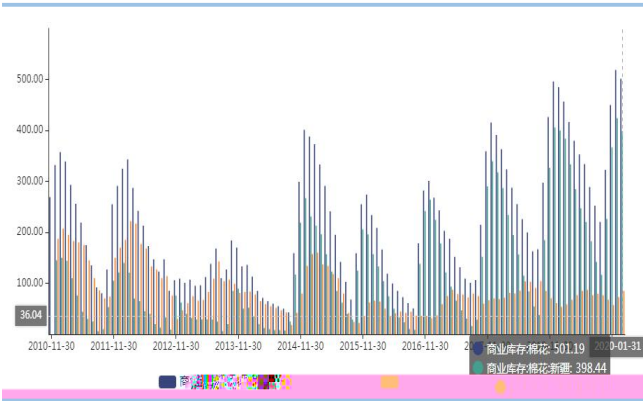
3%

2019

2020



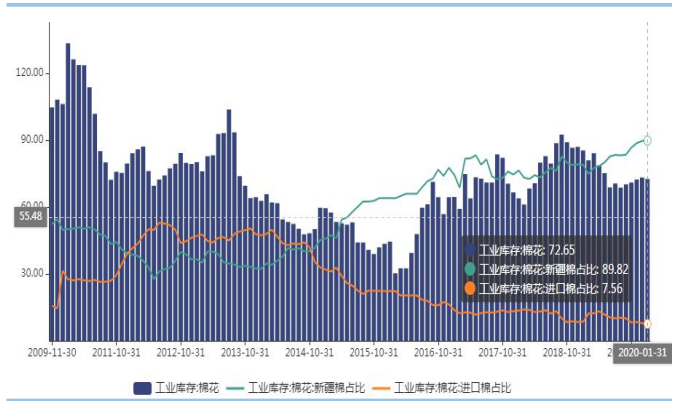
2010



WIND

2010

&%



WIND

2019

指标名称	商业库存	新疆棉占比	内地棉商业库存
2020-01	501.1900	84.9000	398.4400
2019-12	518.6500	84.9000	423.6500
2019-11	449.6700	84.9000	366.7400
2019-10	322.4300	84.9000	226.1300
2019-09	220.3500	84.9000	116.5900
2019-08	252.0900	84.9000	142.0600
2019-07	288.8100	84.9000	182.4700
2019-06	333.9200	84.9000	220.1700
2019-05	352.8100	84.9000	247.0200
2019-04	379.4900	84.9000	284.5800
2019-03	416.4000	84.9000	333.2600
2019-02	456.5200	84.9000	383.7100
2019-01	484.8600	84.9000	398.5900

WIND

2019

&%

指标名称	工业库存	新疆棉占比	进口棉占比
2020-01	72.6500	89.8200	7.5600
2019-11	72.3200	88.7000	7.5600
2019-10	70.9600	86.7000	7.5600
2019-09	70.1400	83.5000	7.5600
2019-08	68.7300	83.2000	7.5600
2019-07	70.5500	83.4000	7.5600
2019-06	68.8000	82.7000	7.5600
2019-05	75.1600	80.0000	7.5600
2019-04	78.6800	78.3800	7.5600
2019-03	84.1700	77.5200	7.5600
2019-02	80.9300	74.0000	7.5600
2019-01	85.3600	78.9700	7.5600

WIND

1

2018

2020

1

501

17

17

2010

398

25

85

32

7



2

1

72

90%

7%

573

5

3

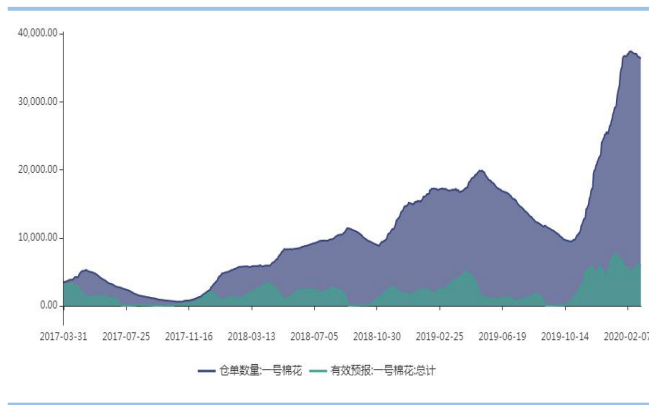
36092

6017

168.4

2018/2019

3



WIND



2

2019

2623.2

593.3

22.62%

600

200

WIND

2019

184

24

16.6%

2019 8-10

2020

1

2020

2017

125

2021

195

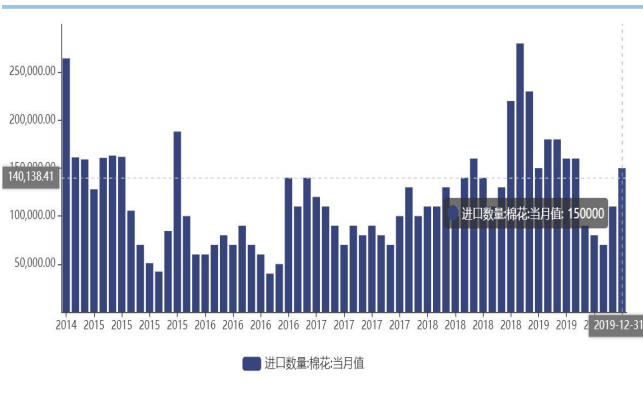
20

70.24 60.18 14%

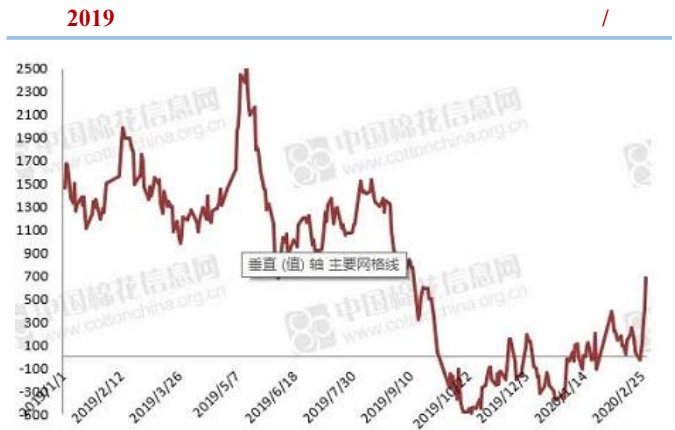
2005 10% CCIndex3128B

13086 / Cotlook A 1% 956 /

708 / 2003



WIND



BCO

日期	CC Index	FC Index M			Cotlook A		
	3128B	美分/磅	1%关税	价差	美分/磅	1%关税	价差
2020/2/24	12165	79.55	1249	320	77.70	12187	702
2020/2/25	13365	78.05	12241	124	76.30	12849	416
2020/2/26	13342	76.80	13033	309	75.05	12740	60
2020/2/27	13323	76.05	12907	416	74.30	12615	70
2020/2/28	13086	73.05	12406	680	71.40	12130	98
上周平均	13316	76.70	13016	301	74.95	12723	59
较前一周变化	-144	-1.84	-307	163	-2.60	-435	29
较前一周未变化	-403	-6.32	-1056	653	-6.65	-1111	70

BCO



BCO

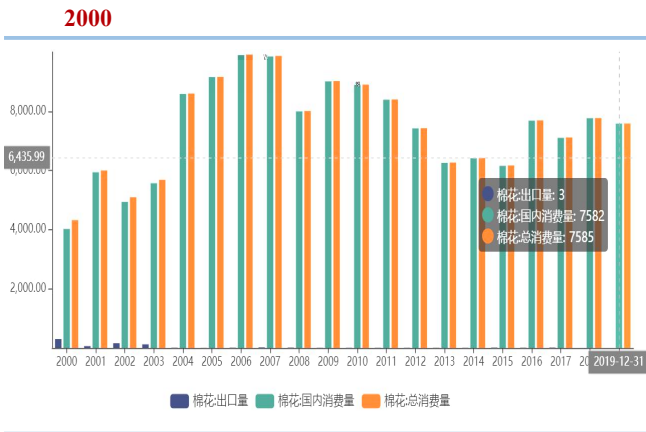


25-26%
2010 63% 53%
10 10

WIND 2016 700-800
2020 803

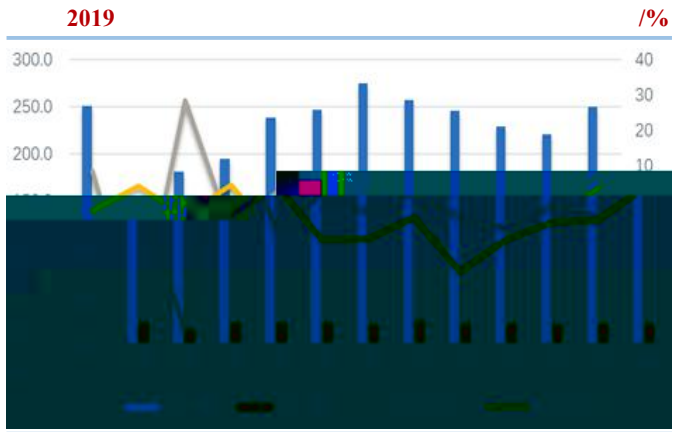
2019 12

2019 18730.1 2.6% 8283.2
5.5% 10446.9 0.3%



WIND

2019 2020



BCO

3





80%

2

1

200

79.07%

20.93%

3

3

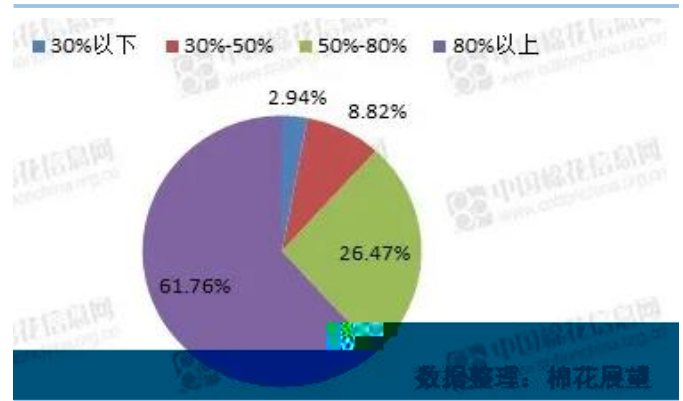
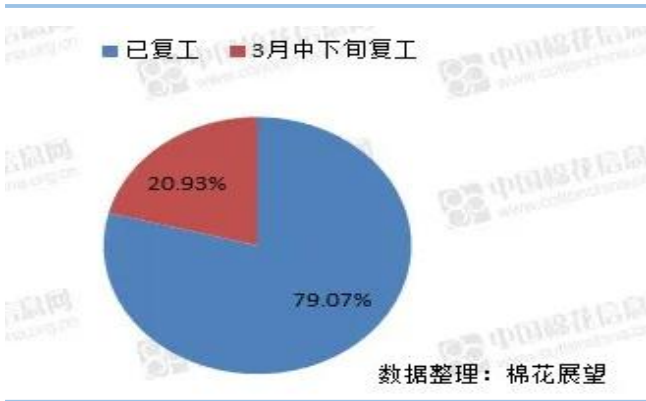
2

60%

80%

11.76%

50%



3

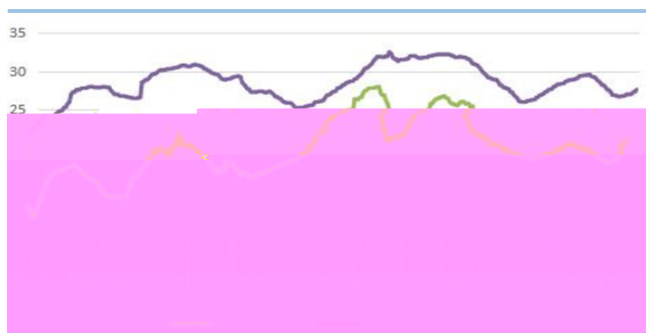
38.24%

52.94%

8.82%



18.6%	2	63.3%	31.4%	73%	25.6%
		2		32.6%	
			22.2	9.5	54.1
13.6		11.7	60.7		33.3
25.8					17.1
2		3			



2019 12 2 2020 3 31 50

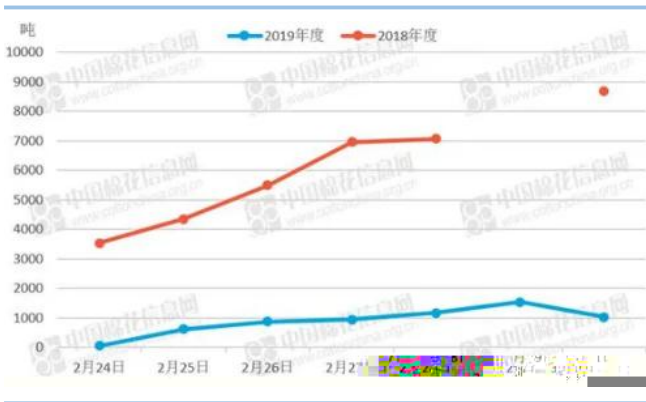


800 / 2 26 -28 3
800 / 3 2 4

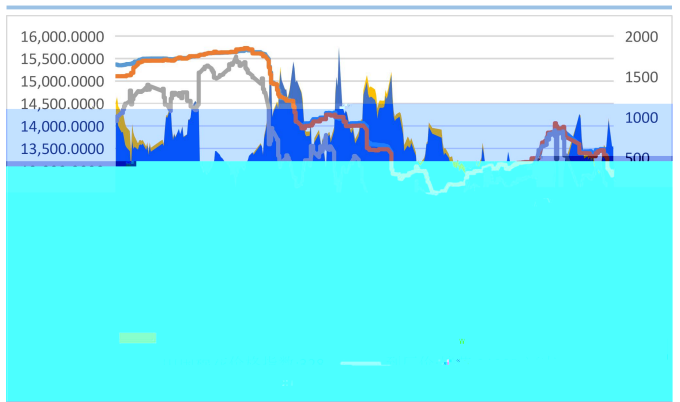


2020 2 24 -3 1
2.99
532 /
1 20 -23 38 / 638 / 38 /
3 1-2 28 12300-12500 / 29
12600-12700 / 28 12800-12950
/ 300-500 /

2.24-3.1



BCO



WIND





N

N+1 8 1

4 /

N+2 3





2005 2009



